




Reading Analytically Across Genres Themes, Archetypes & Allusions -

Bend 1: Session 4

Team 8-1
HKMS
Mrs. Landry

Details in a text - review from last week . . .

When **details clash** in a text, it's not an accident - it is the author working to specifically point out a **complicated truth** about nature.



First I want to review with you:

Readers notice when there is a **clash in tone** between the message that seems to be coming through in a text and the details or images that are also part of the text. This leads to rethinking the message - revising it into a more complicated idea.





As you “post-it-note” while traveling your novel(s), you are on the look-out for:

- ▶ Curious and vivid details
- ▶ Character details
- ▶ Setting details
- ▶ What kind of people are these characters; what makes them that way?
- ▶ What kind of setting place do they live in, how do we know?
- ▶ Be on the look-out for aspects of your plotline that just don't add up - places where the narrator is sarcastic, for example?

Continue to be post-it noting as you are on the look-out for:

Narrative Writers Use Techniques Such As...

<p>Flashback & flashforward</p> 	<p>Multiple plot lines</p> 	<p>Inner thinking</p> 
<p>Dialogue</p> 	<p>Revealing actions</p> 	<p>Multiple points of view</p> 
<p>1st person narrator</p> 	<p>Reader knows MORE than the character</p> 	<p>Description</p> 
<p>Metaphor</p> 	<p>Tone</p> 	<p>Symbolism</p> 

Narrative Writers Aim Toward Goals Such As...

<p>Provide the context/background information</p> 	<p>Introduce the characters</p> 	<p>Show the character's motivation</p> 
<p>Stir empathy</p> 	<p>Create the setting</p> 	<p>Build a mood</p> 
<p>Set up the problem</p> 	<p>Raise the stakes</p> 	<p>Build suspense</p> 
<p>Get readers predicting</p> 	<p>Support the theme</p> 	<p>Show the resolution</p> 

Suspense - Tension - Crisis


What cues allow the viewer to know something sinister will be happening?

Clip: <https://www.youtube.com/watch?v=yftHos00eUo>



Suspense - Tension - Crisis

Dramatic Irony - the reader / (viewer)
knows more than the character




Today I want to teach you...

Readers notice the structure of **suspense** in stories as a way to predict and then appreciate how **tension builds** and comes to a **crisis**.

The Short Story

This **PLOT DIAGRAM** shows how the main events in a short story are organized into a plot.



“Lamb to the Slaughter”

Exposition: Mary’s desperate attempts to please Patrick are met with his short/curt replies. This is building tension right from the beginning. It’s clear there has to be some kind of explosion.

The Short Story

This **PLOT DIAGRAM** shows how the main events in a short story are organized into a plot.



“Lamb to the Slaughter”

Active Involvement in your writing journals:

Focus on the section of the short story where Mary puts the lamp leg in the oven through to where she comes back to discover Patrick’s body. **How does Dahl continue to build suspense even after Mary has killed her husband? Provide details from these pages as evidence in your response.**

Link to your work: the big picture

In your novels you are reading closely for **CRAFT** and **STRUCTURE** choices your author makes that lead to the development of **complicated themes**.

Sometimes your novel will start with a great deal of suspense, sometimes it will build over time.

The Short Story

This **PLOT DIAGRAM** shows how the main events in a short story are organized into a plot.



Link to your work in your notebooks:
the big picture

Tell your partner where you are in your novel. Are you close to a turning point? Push yourself. By the end of class, you will tell your partner: The most significant theme so far is _____

Here are a few pieces of evidence to support my theme idea:

The Short Story

This **PLOT DIAGRAM** shows how the main events in a short story are organized into a plot.

